

LLA LONG LIFE[®] ALUMINIUM



DOHA ALUMINIUM
WINDOW & DOOR PROFILES
LAHORE

Aluminium Profile Catalog



*Manufacturer Of Aluminium Window, Door Sections
& All Type Of Architectural & Industrial Profiles.*



LLA LONG LIFE[®] ALUMINIUM

Aluminium Profile Catalog



DOHA ALUMINIUM
WINDOW & DOOR PROFILES
LAHORE

CONTACT:



0324-4054632



@doha.aluminium

Email: longlifealuminium@gmail.com

DURABLE ARCHITECTURAL ALUMINIUM EXTRUSION & POWDER COATING

INTRODUCTION

LLA (Long life Aluminium)

At long life Aluminium, we are building excellence every day. Modern production facilities, skilled workers and strict quality control procedures help us produce superior aluminium profiles.

Our Mission

To Provide the Most Durable aluminium products.

Why LLA (Long life Aluminium)

LLA is the leading manufacturer of aluminium profiles and that is not a coincidence. We put our heart into every piece of aluminium and every step of the process, from raw material to the finished product. Technology. Product knowledge and development are all important but equally significant is the desire, courage, power and forward-looking spirit that drives our team to success. Its all about the passion within us, the love of aluminium!

Capable of Everything

If it's an aluminium profile you think of, WE MAKE IT. Our planning and in house die design facility made us capable of producing aluminium profiles to cater to the construction of Pakistan.

Production plants

Eager to become the largest aluminium company in Pakistan, LLA is continuously modernizing our production facility with imported tools and machinery.

- 2 Large Aluminium extrusion furnaces.
- 2 Aluminium Extrusion lines.
- 3 Powder Coating lines.
- 1 Anodizing Plant with 2200 AMP Rectifiers.
- 1 State of the Art Wood Finish Line.

INTRODUCTION

Product Range

By focusing on the specifications and requirements of our customers, LLA has created a product portfolio that incorporates innovative products and responds flawlessly to modern building needs.

The needs of our customers are quite widespread, and so is our product portfolio. We design each of our product with one thought in mind, how to offer the best possible solution and maximize the value for our customers.

- Hinged Window & Door Systems
- Sliding Window & Door Systems
- Bi-Folding Door Systems
- Entrance Doors
- Fire Resistant & Heavy-duty Doors
- Curtain Wall & Façade Systems
- Office Partition Systems
- Solar Partition Systems
- Cladding Systems
- Railing Systems
- Pergola Systems
- Decking Systems
- Elevators
- Noise Barriers
- Textile Sections
- Solar Panel Stands
- Custom Made Designs
- Kitchen Cabinets

Quality Control

At LLA, product quality is our core value. Each product has to go through strict quality control procedures. From acquiring raw material to finished aluminium products, our team of experts works hard to supply over customers with high quality aluminium products.

Our zero compromise on bad quality policy leaders to become Pakistan's best powder coating aluminium company.


INTRODUCTION

Our team

Our team was elected from a variety of backgrounds to promote a creative environment. We respect the experience and skills to our staff and value the contribution that every person brings to the business team. Our goal is to work together to reward, train and develop staff in waste that acknowledge performance and individual abilities.

Long Life Aluminium's Supply Chain

Our best network of dealership in many cities of Pakistan enables our end user procure high quality aluminium products in no time. LLA main distribution Central also caters to large contract based orders.



ALLY PROPERTIES

CHEMICAL COMPOSITION ALUMINIUM ALLOY 6063

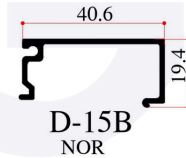
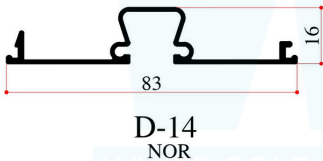
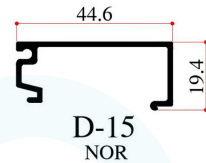
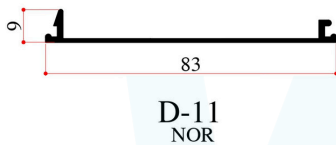
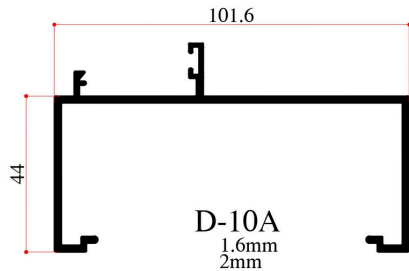
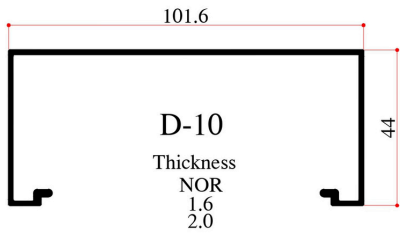
	Min	Max.
Si	0.2	0.6 %
Fe	0.01	0.1 %
Cu	0.01	0.1 %
Mn	0.01	0.1 %
Mg	0.45	0.9 %
Cr	0.01	0.1 %
Ti	0.01	0.35%
Other	0.01	0.05%

Aluminium **Balance**

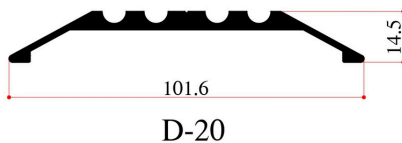
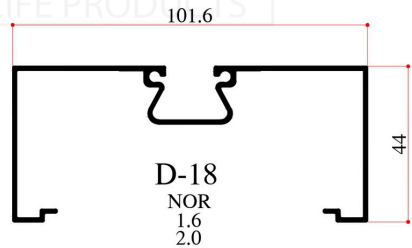
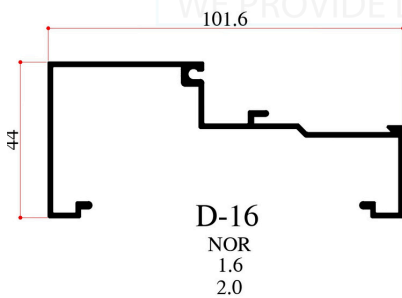
MECHANICAL PROPERTIES

Ultimate Tensile Strength	241 Mpa
Tensile Yield Strength	214 Mpa
Elongation at Break	12%
Hardness	70 (HV 5.0)
Shear Strength	152 Mpa
Fatigue Strength	68.9 Mpa

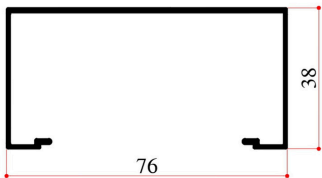
DELUXE FIXED GLAZING SECTIONS



WHITE GOLD ALUMINIUM PRODUCTS
WE PROVIDE LONG LIFE PRODUCTS



ECONOMY DELUXE FIXED GLAZING SECTIONS



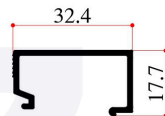
E-10
NOR



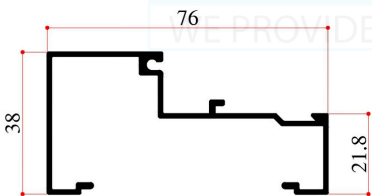
E-11
NOR



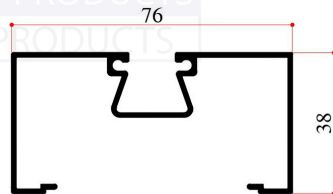
E-14
NOR



E-15
NOR



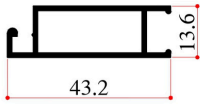
E-16
NOR



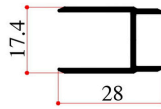
E-18
NOR

WHITE GOLD ALUMINIUM PRODUCTS
WE PROVIDE LONG LIFE PRODUCTS

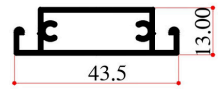
NETTING SECTIONS



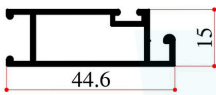
D-29
NOR



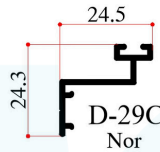
D-29B
Nor



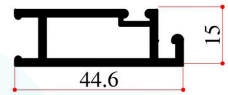
D-29A
NOR




D-29D
Nor



D-29C
Nor



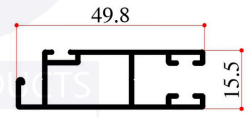
D-29E
2.0



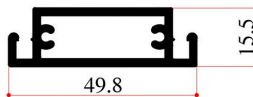
D 29G
1.6mm



D-29H
NOR

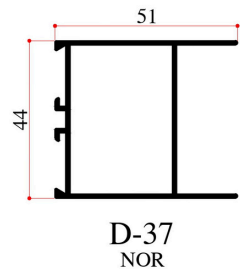
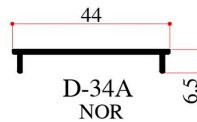
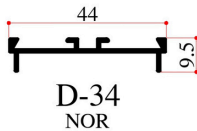
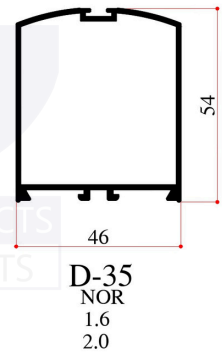
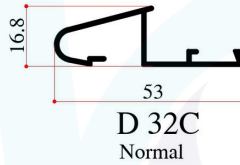
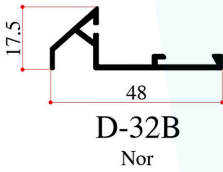
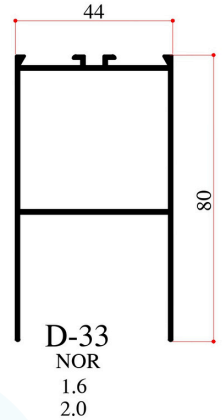
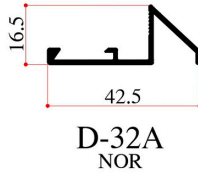
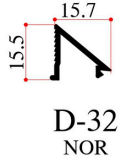


DG-29
Nor
2.0mm

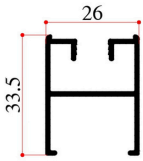


DG-29A
2.0mm

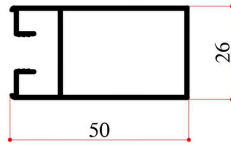
DELUXE SWING DOOR SECTIONS



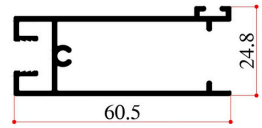
DELUXE SLIDING WINDOW SECTIONS



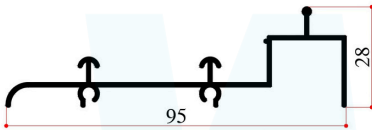
D-22
NOR



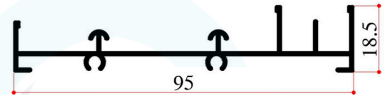
D-23
NOR



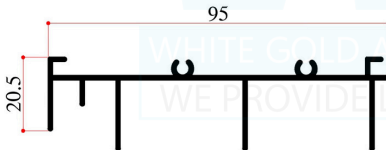
D-24
NOR



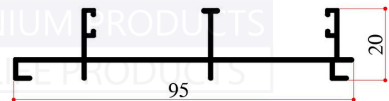
D-26
NOR



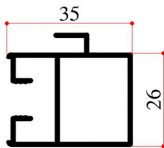
D-26A
NOR



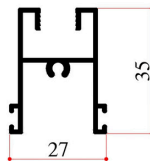
D-27
NOR



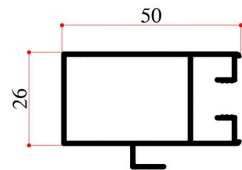
D-30
NOR



D-28
NOR

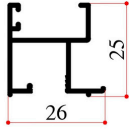


D-25
NOR

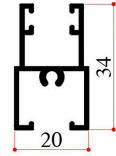


D-28A
NOR

ECONOMY SLIDING WINDOW SECTIONS



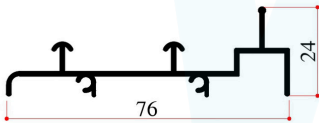
EF-22
NOR



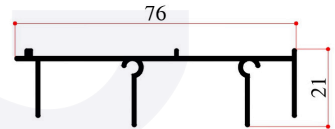
EF-25
NOR



EF-24
NOR

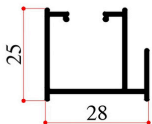


EF-26
NOR

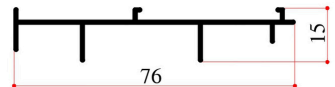


EF-27
NOR

WHITE GOLD ALUMINIUM PRODUCTS
WE PROVIDE LONG LIFE PRODUCTS

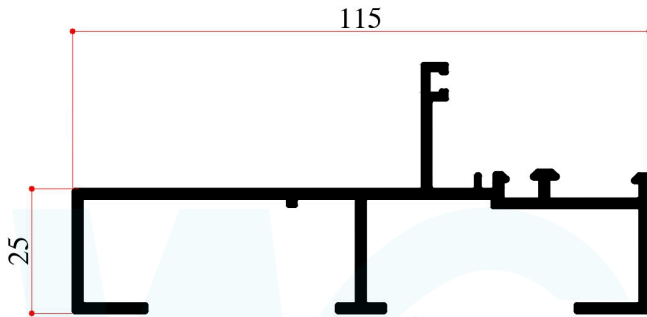


EF-28
NOR

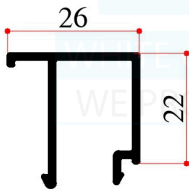


EF-30
NOR

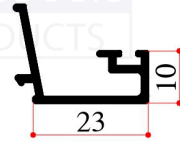
TILT & TURN WINDOW SECTIONS



TT-45A
2.0

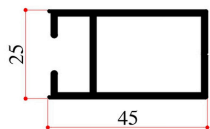


TT-41A
NOR

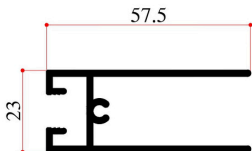


TT-42A
NOR

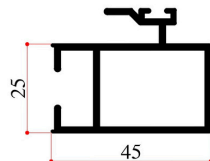
ECONOMY BOX SLIDING WINDOW SECTIONS



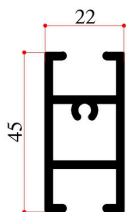
M 23
Nor
1.6mm
2.0mm



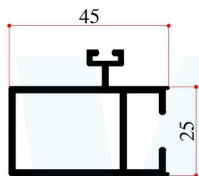
M 24
Nor
1.6mm
2.0mm



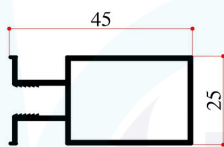
M 28
Nor
1.6mm
2.0mm



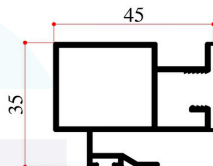
M-24A
NOR
1.6
2.0



M 23F
1.6mm

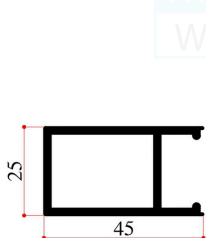


M-23A
NOR
1.6
2.0

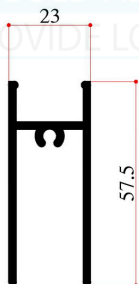


M-28A
NOR
1.6
2.0

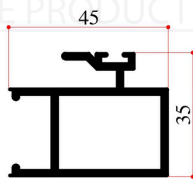
WHITE GOLD ALUMINIUM PRODUCTS
WE PROVIDE LONG LIFE PRODUCTS



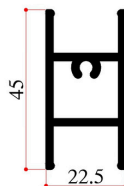
M 23B
2.0mm



M 24B
2.0mm

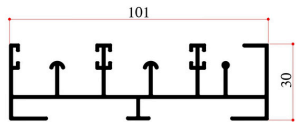


M 28B
2.0

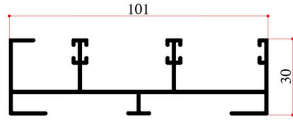


M 24C
2.0mm

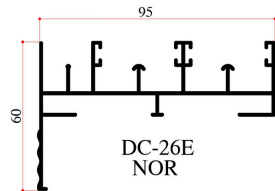
BOX SLIDING WINDOW SECTIONS



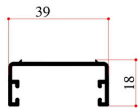
DC-26BA
NOR
1.6
2.0



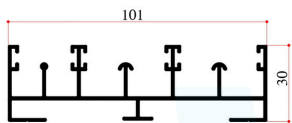
DC-30BA
NOR
1.6
2.0



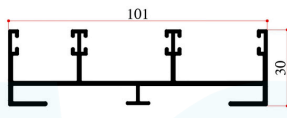
DC-26E
NOR



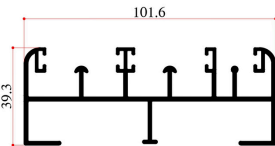
NOR
D-31



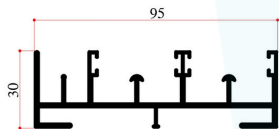
DC-26C
NOR
1.6
2.0



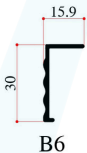
DC-30C
NOR
1.6
2.0



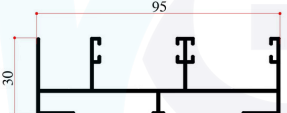
DC 26J
1.6



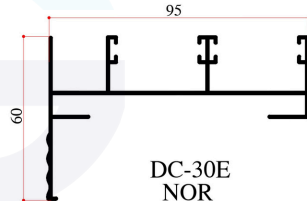
DC-26B
NOR
1.6
2.0



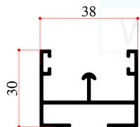
B6



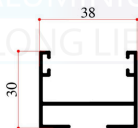
DC-30B
NOR
1.6
2.0



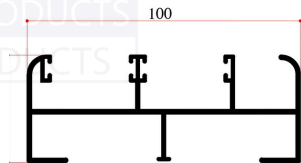
DC-30E
NOR



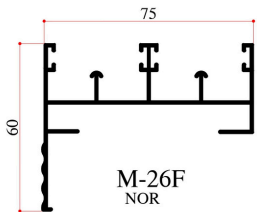
L-26
1.2mm



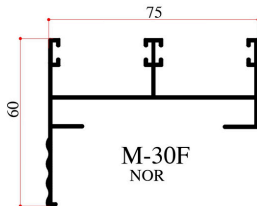
L-30
1.2mm



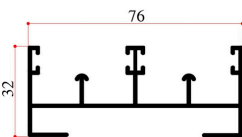
DC 30J
1.6



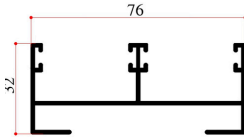
M-26F
NOR



M-30F
NOR



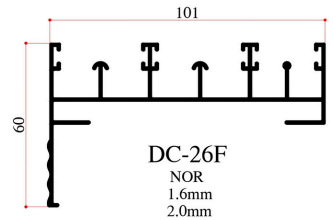
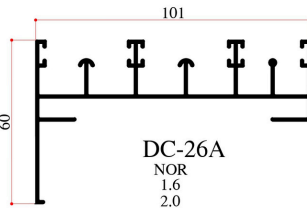
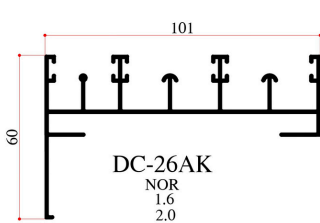
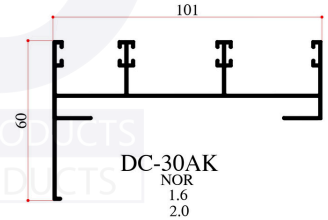
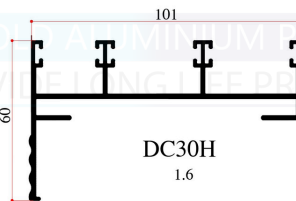
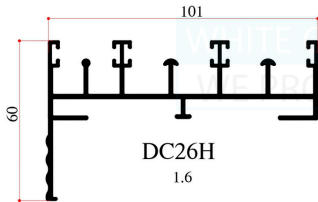
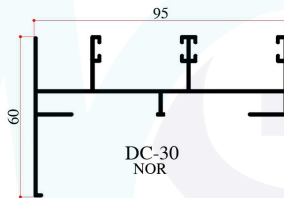
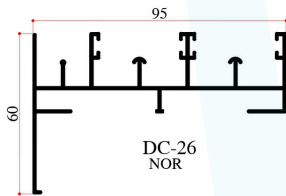
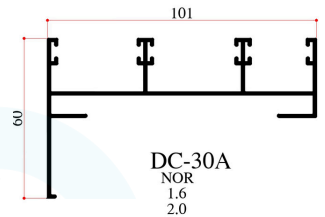
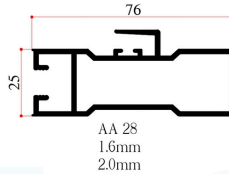
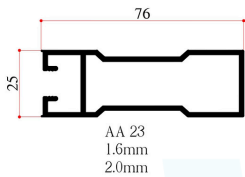
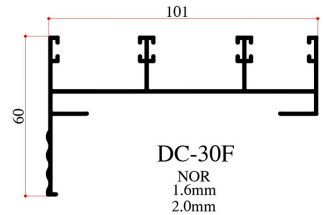
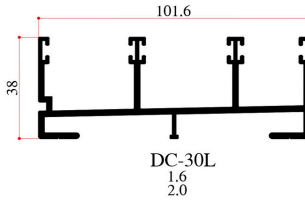
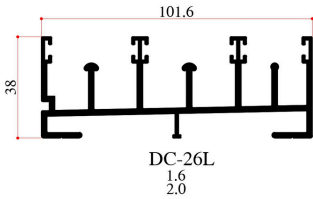
M-26
NOR
1.6
2.0



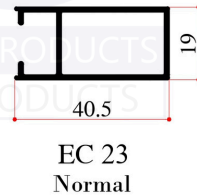
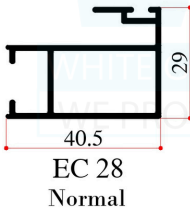
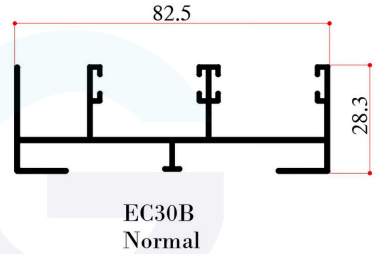
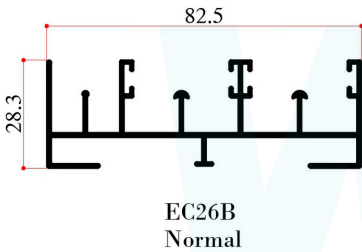
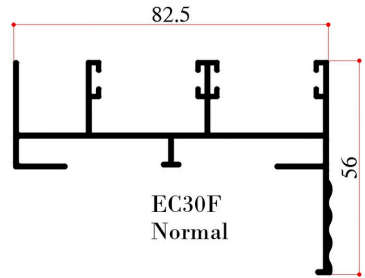
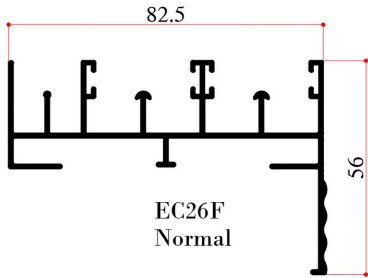
M-30
NOR
1.6
2.0

WHITE GOLD ALUMINIUM PRODUCTS
WE PROVIDE LONG LIFE PRODUCTS

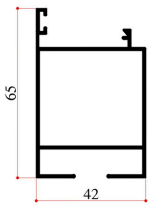
BOX SLIDING WINDOW SECTIONS



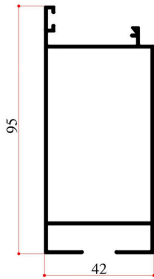
BOX SLIDING WINDOW SECTIONS/ EC SERIES



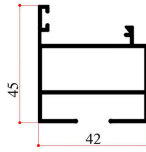
FIX & OPENABLE DOOR FRAME SECTIONS



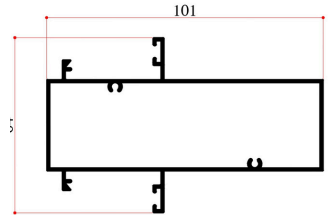
D-50
NOR
1.6
2.0



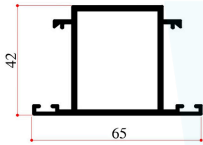
D-50B
NOR
1.6
2.0



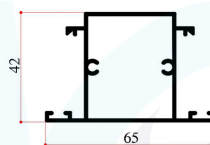
D-50A
NOR
1.6
2.0



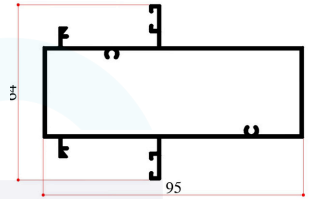
D-51C
NOR
1.6
2.0



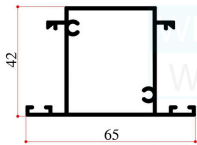
D-59
NOR
1.6
2.0



D-59B
NOR



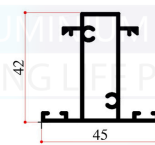
D-45C
NOR



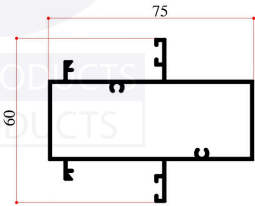
D-59A
NOR
1.6
2.0



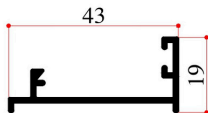
D-46
NOR
2.0



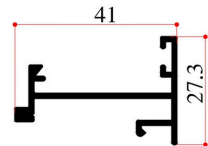
D40A
NOR



D-54C
NOR

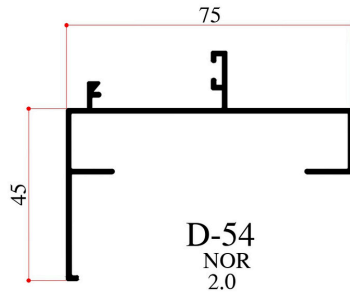
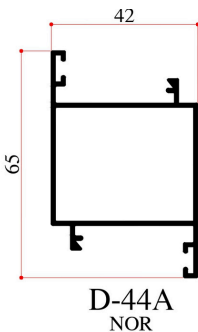
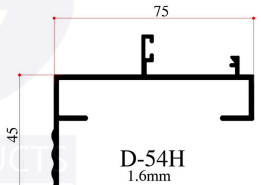
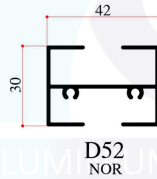
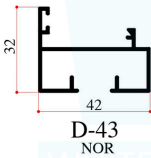
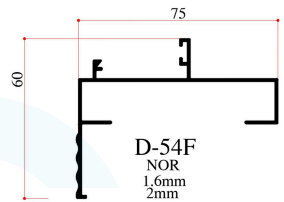
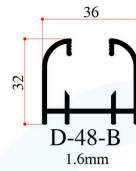
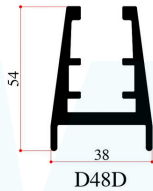
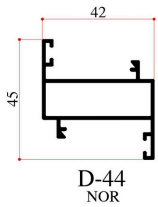
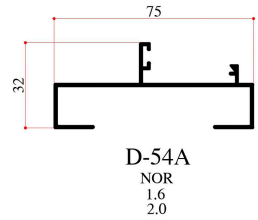
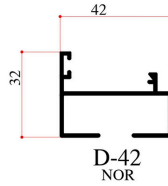
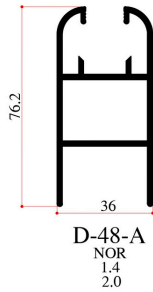
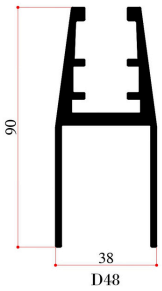


D-49
NOR

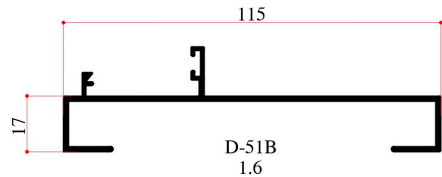
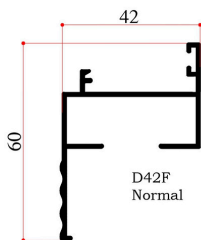
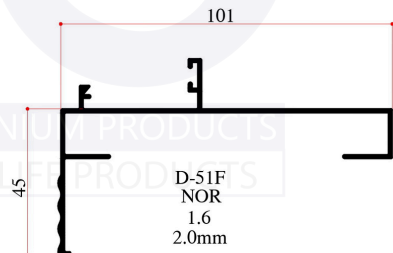
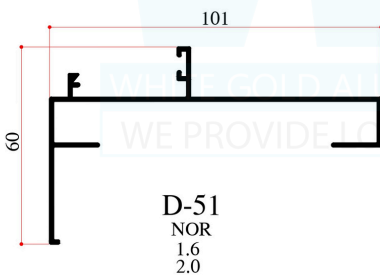
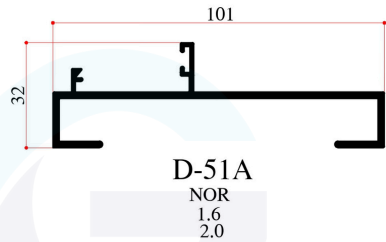
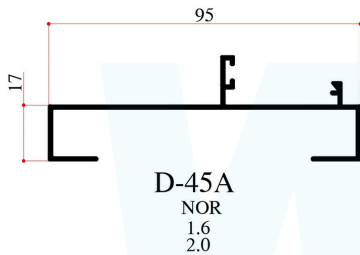
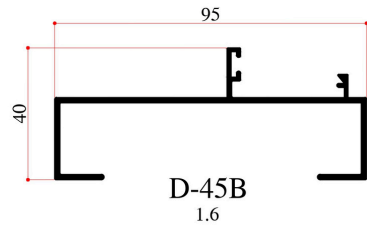
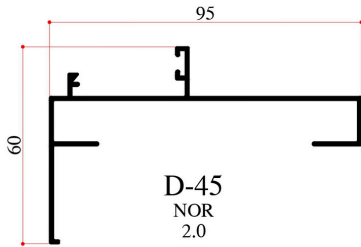


D-49B
NOR

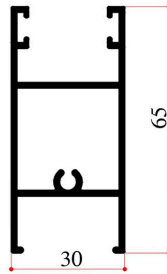
FIX & OPENABLE DOOR FRAME SECTIONS



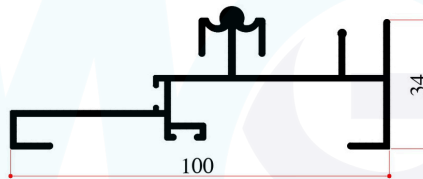
FIX & OPENABLE DOOR FRAME SECTIONS



VIP SERIES

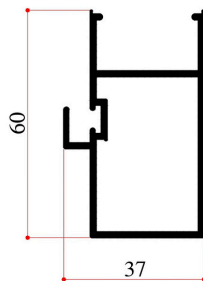


W-24
1.6



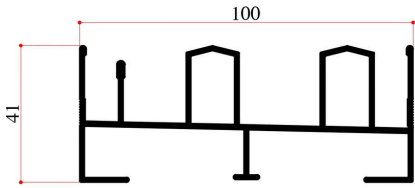
W-26
1.6

WHITE GOLD ALUMINIUM PRODUCTS
WE PROVIDE LONG LIFE PRODUCTS

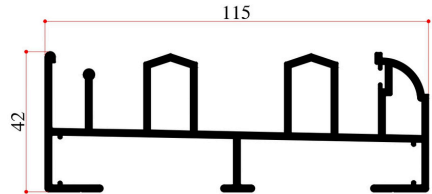


W-28
1.6

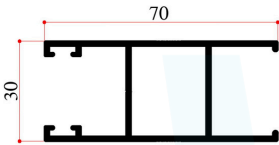
DG SERIES



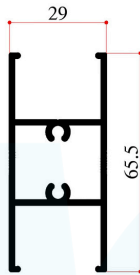
DG-26
1.2mm
1.5mm
2.0mm



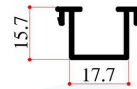
DG 26A
2.0



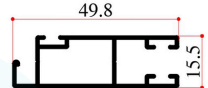
DG-23
1.2mm
1.5mm
2.0mm



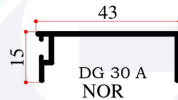
DG-23H



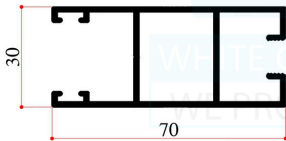
DG-25
1.5mm



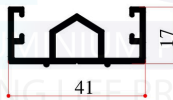
DG-29
NOR
2.0mm



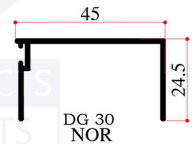
DG 30 A
NOR



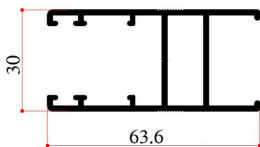
DG-23A
1.5
2.0



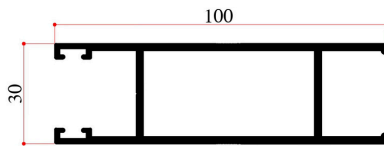
DG 31
1.6MM



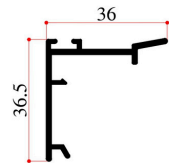
DG 30
NOR



DG-23D
1.5mm

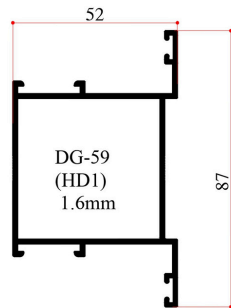
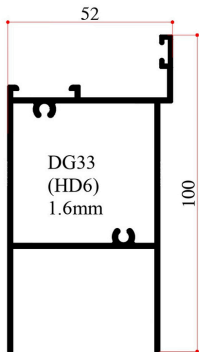
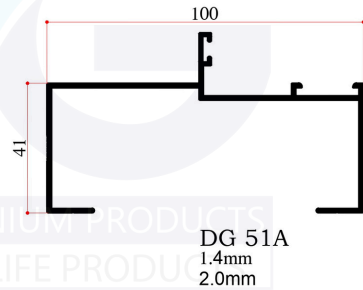
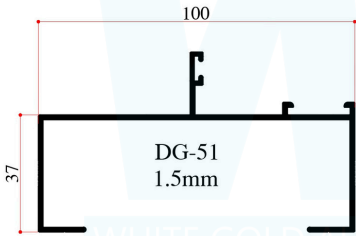
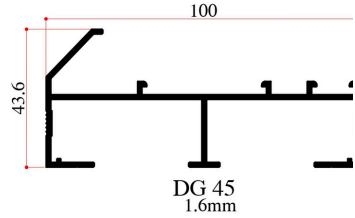
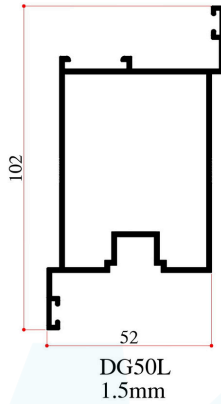
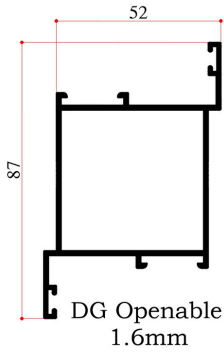


DG-23B
2.0mm

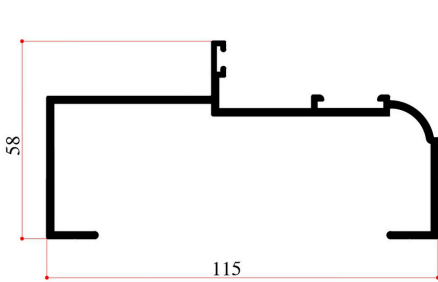


DG-28
1.5mm

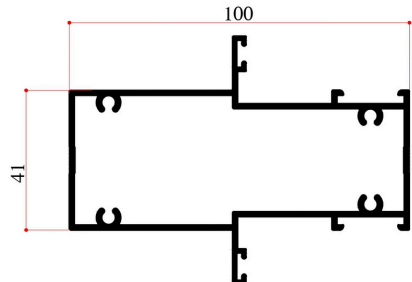
DG SERIES



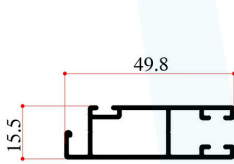
DG SERIES



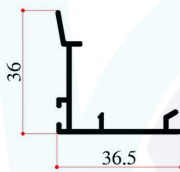
DG 51E
2.0mm



DG 51D
1.6



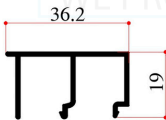
DG 29-1
1.2mm



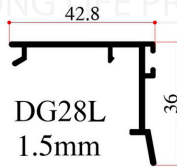
DG 28
1.2mm



DG 25F
NOR



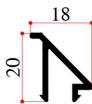
DG 41E
Nor



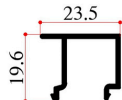
DG 28L
1.5mm



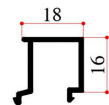
DG-29 3T
1.5mm



DG 32
NOR



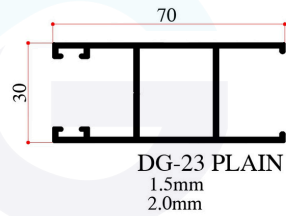
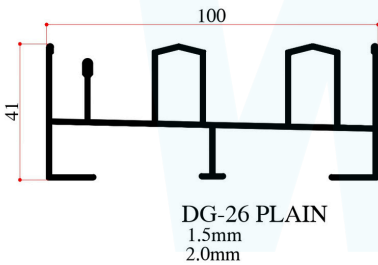
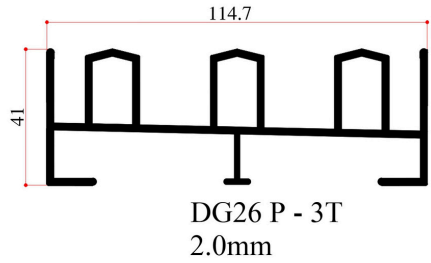
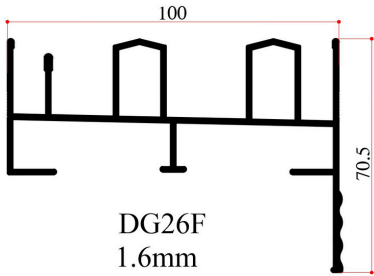
DG 41
NOR



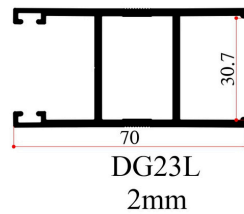
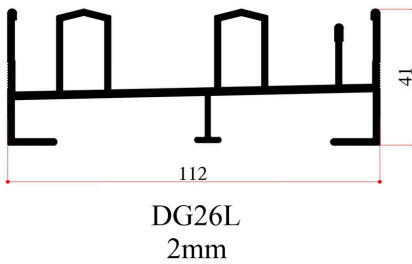
DG 41A
NOR

WHITE GOLD ALUMINIUM PRODUCTS
WE PROVIDE LONG LIFE PRODUCTS

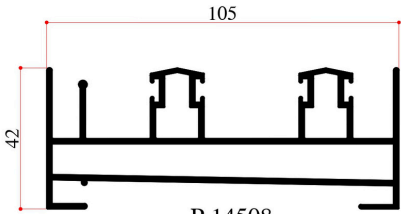
DG SERIES



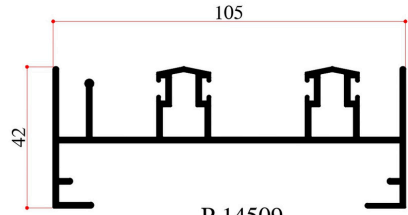
WHITE GOLD ALUMINIUM PRODUCTS
WE PROVIDE LONG LIFE PRODUCTS



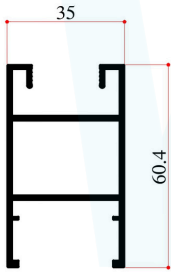
GULF SECTIONS



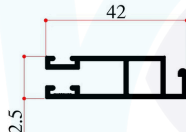
P 14508
1.6mm



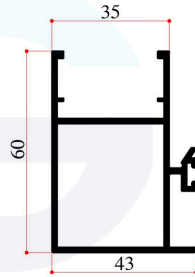
P 14509
1.6mm



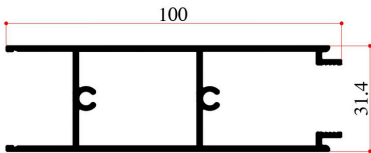
P 13011
1.6mm



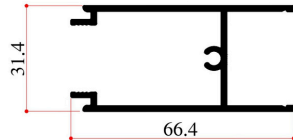
P 12745
Nor



P 13012
1.6mm

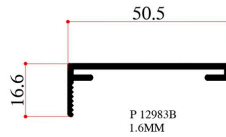
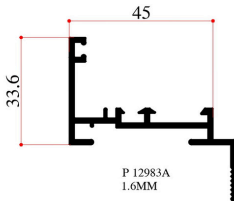
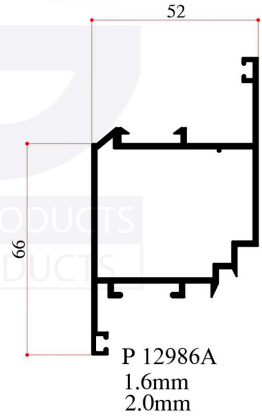
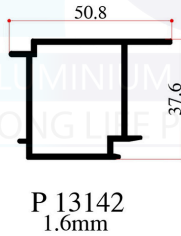
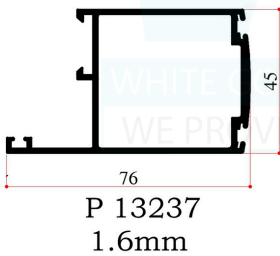
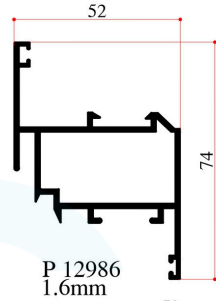
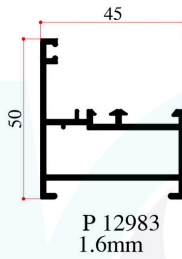
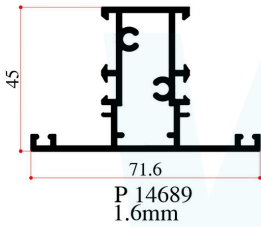
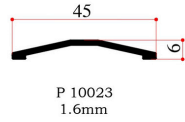
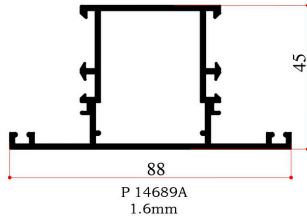
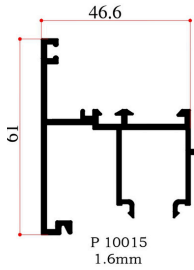


P 13013
1.6mm

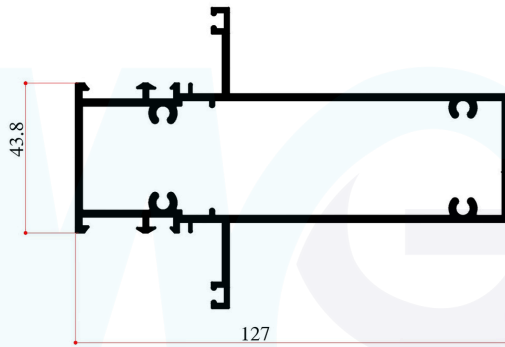
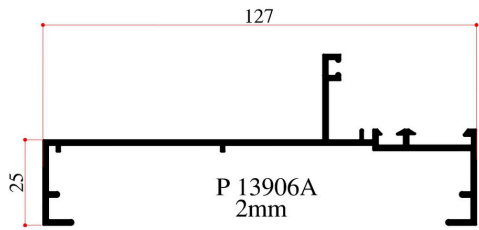
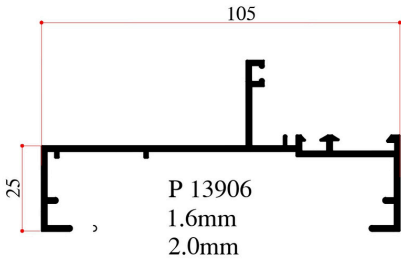


P 10485
1.6mm

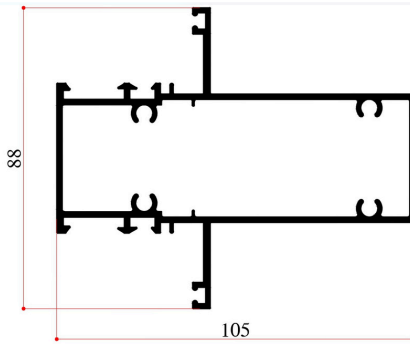
GULF SECTIONS



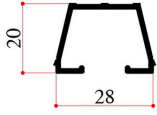
GULF SECTIONS



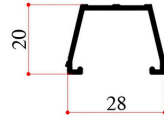
WHITE GOLD ALUMINIUM PRODUCTS
WE PROVIDE LONG LIFE PRODUCTS



GULF SECTIONS



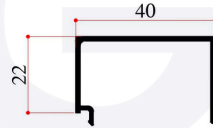
P 10486
Nor



P 10486A
Nor



P 9051
1.6mm

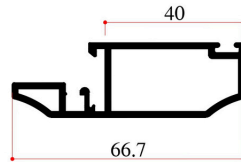


10765
Nor

WHITE GOLD ALUMINIUM PRODUCTS
WE PROVIDE LONG LIFE PRODUCTS

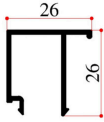


P 9888

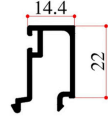


P 00029
1.6mm

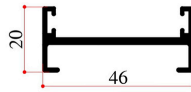
GULF SECTIONS



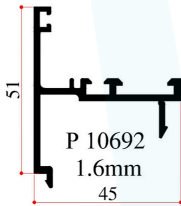
P 10371
Nor



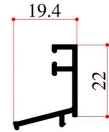
10377
Nor



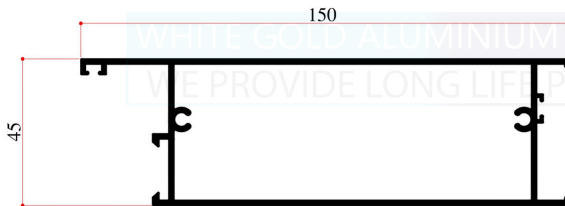
P 10492



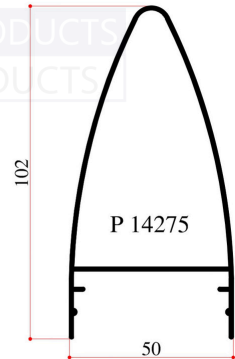
P 10692
1.6mm



P 11321
Nor

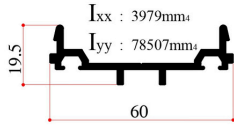


P 13406
1.6mm

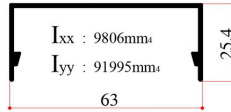


P 14275

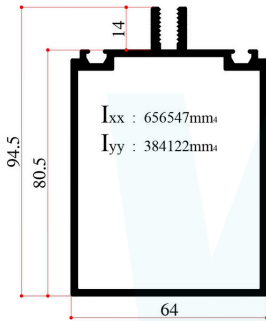
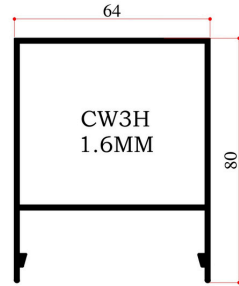
CURTAIN WALL SECTIONS



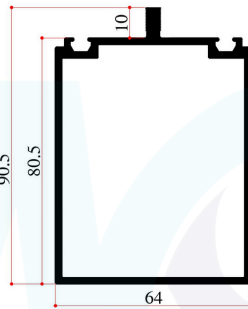
CW2



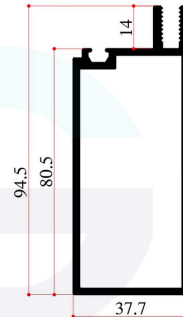
CW-3



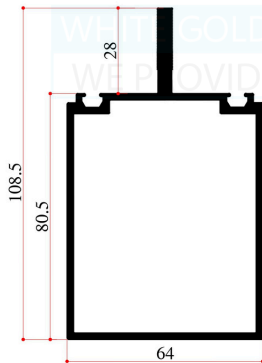
CW-1
2.0



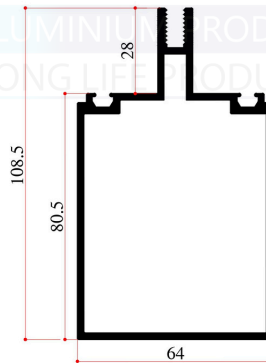
CW1D
2.0



CW1-S
2.0

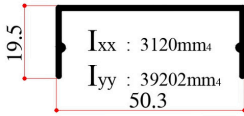


CW1-LND
2.0

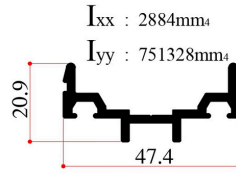


CW1L N
2.0

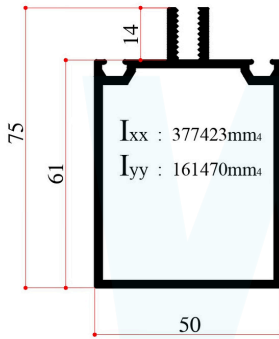
CURTAIN WALL SECTIONS



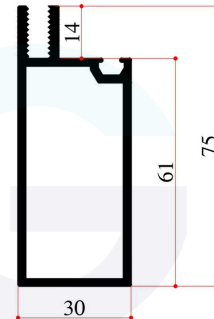
CW-3A



CW-2A

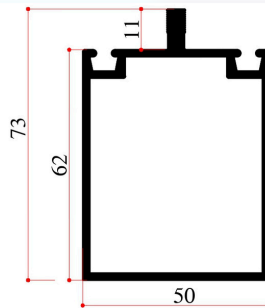


CW-1A



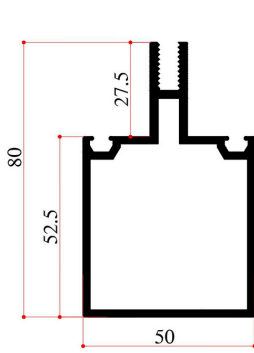
CW-1A-S
2mm

WHITE GOLD ALUMINIUM PRODUCTS
WE PROVIDE LONG LIFE PRODUCTS

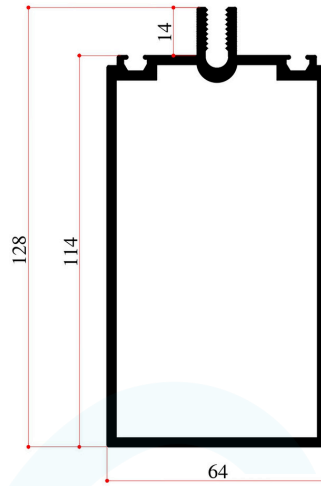


CW-1C
2.0

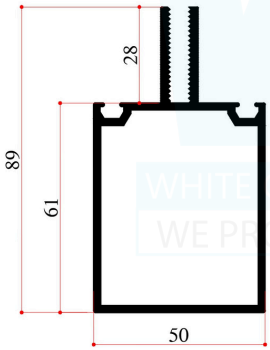
CURTAIN WALL SECTIONS



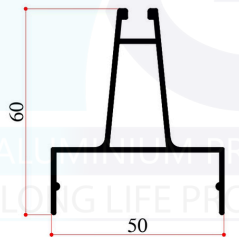
CW 1A LN
Thickness 2mm



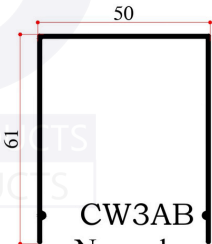
CW-1 OL
2.5mm



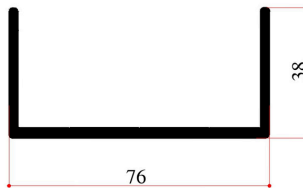
CW-001A LN
2.0



CW3A Long
Normal




CW3AB
Normal



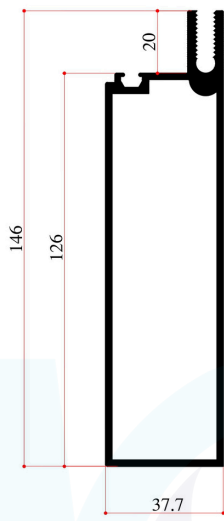
CL CW1S

CURTAIN WALL SECTIONS




CW-1B
2.5mm

$I_{xx} : 2354576\text{mm}^4$
 $I_{yy} : 678695\text{mm}^4$



CW-1B-S
2.0mm




CW-1B-SN
2.5mm

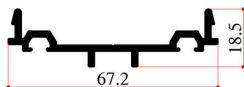
$I_{xx} : 2219802\text{mm}^4$
 $I_{yy} : 167860\text{mm}^4$



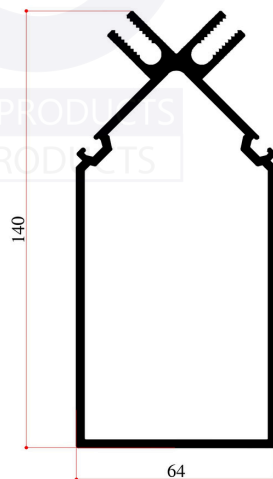
CW1B 70MM
2.5mm



CW3
70mm

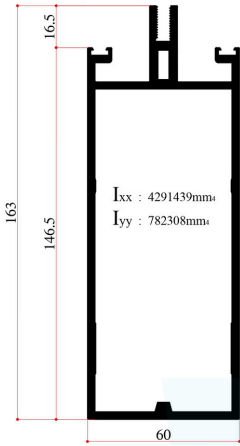


CW2
70mm

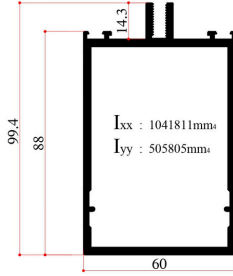


CW-1B-C
2.5mm

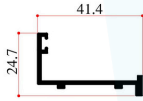
CURTAIN WALL SECTIONS



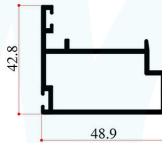
CWRN-1
3.0MM



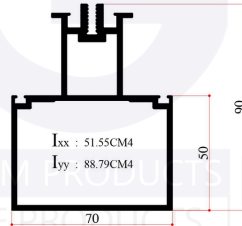
CWRN-3
3.0mm



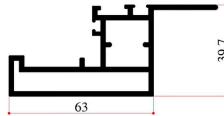
CW 9



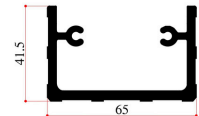
CW 10



P 13510
2.0



P 13511
 $I_{xx} : 10.15\text{CM}^4$
 $I_{yy} : 28.65\text{CM}^4$

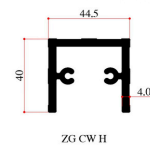
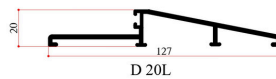
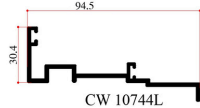
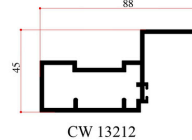
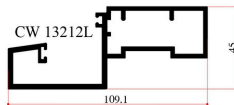
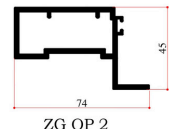
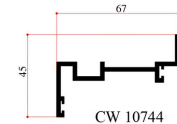
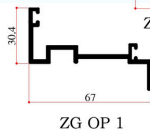
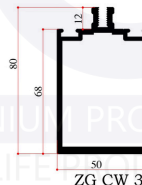
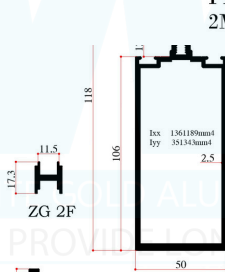
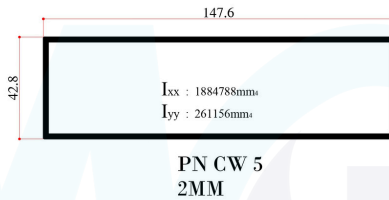
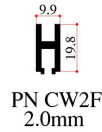
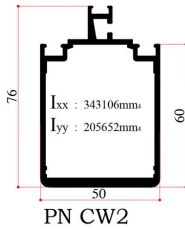
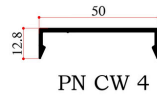
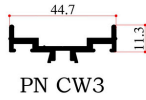
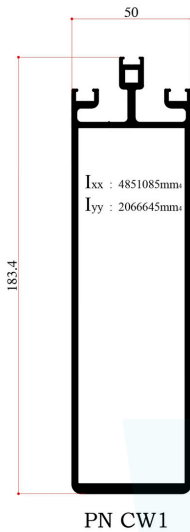


P 11050
 $I_{xx} : 12.96\text{CM}^4$
 $I_{yy} : 41.67\text{CM}^4$

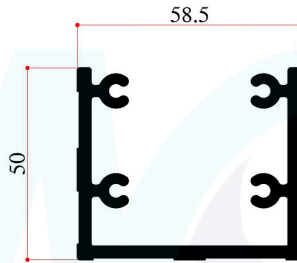
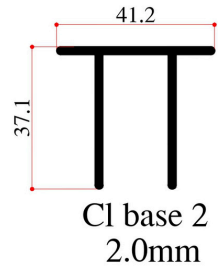
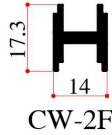
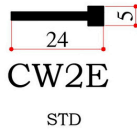


P 11049

CURTAIN WALL SECTIONS



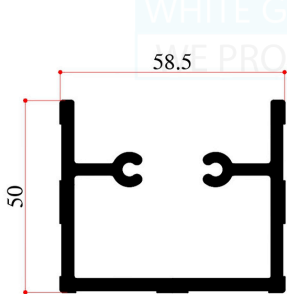
CURTAIN WALL SECTIONS



CW4G(B.Cleat)

$I_{xx} : 138987\text{mm}^4$

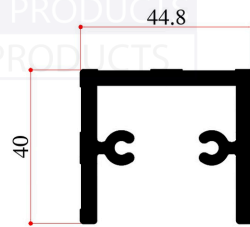
$I_{yy} : 315263\text{mm}^4$



CW 2G

$I_{xx} : 90656\text{mm}^4$

$I_{yy} : 278247\text{mm}^4$

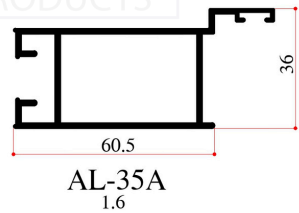
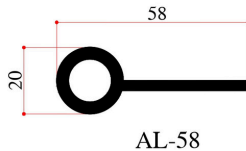
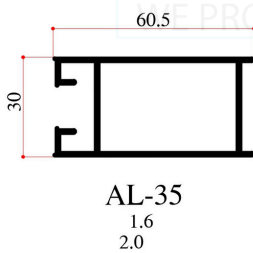
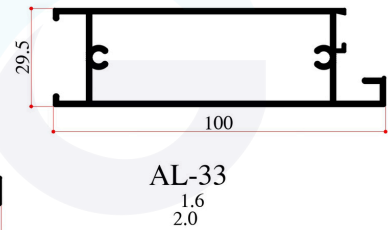
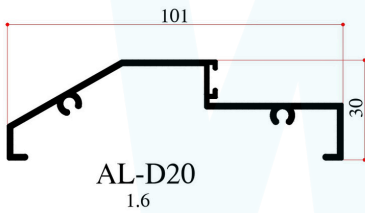
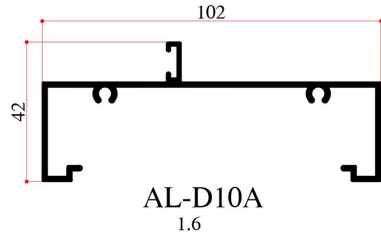
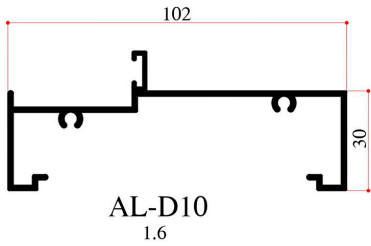


CW2H(S.Cleat)

$I_{xx} : 57663\text{mm}^4$

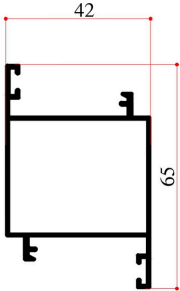
$I_{yy} : 142968\text{mm}^4$

AL SERIES

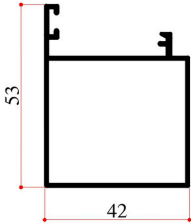


WHITE GOLD ALUMINIUM PRODUCTS
WE PROVIDE LONG LIFE PRODUCTS

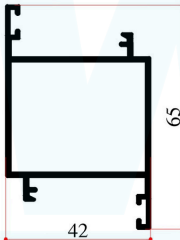
AFGHANISTAN SECTIONS



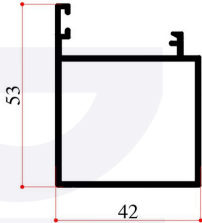
P 08105
1.2mm



P 08104
1.2mm

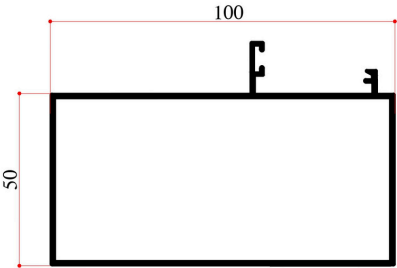


P 08105
1.6mm

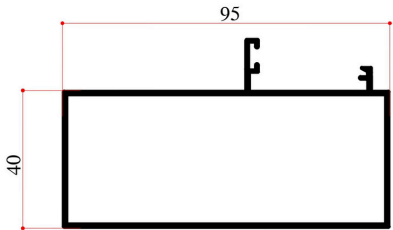


P 08104
1.6mm

WHILE OLD ALUMINIUM PRODUCTS WE PROVIDE LONG LIFE PRODUCTS




P 08221
1.6mm

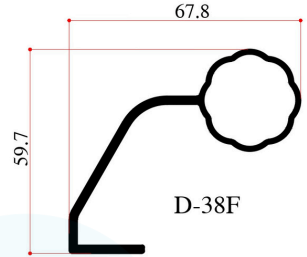


P 08009
1.6mm

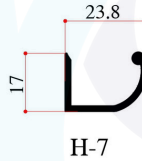
DOOR HANDLE SECTIONS



D-38

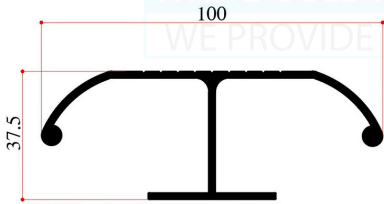


D-38F

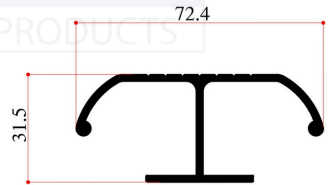


H-7

WHITE GOLD ALUMINIUM PRODUCTS
WE PROVIDE LONG LIFE PRODUCTS

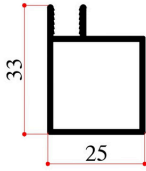


D-38E

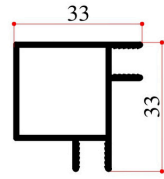


D-38B

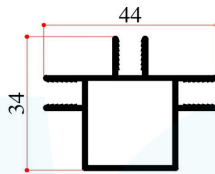
KITCHEN SECTIONS



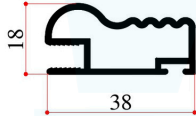
KT-1



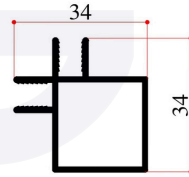
KT-2



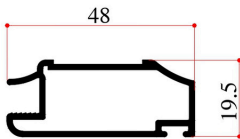
KT-3



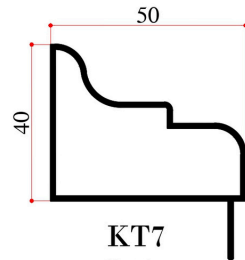
KT-4



KT-6

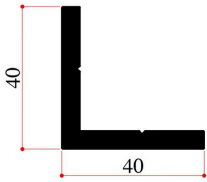


KT-5

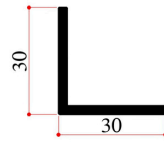


KT7
Normal


ANGLES




ANGLE 40 x40
5.0mm



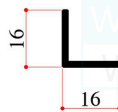
ANGLE 30 x30
2.5mm



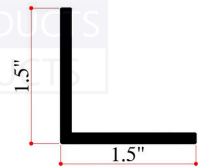
ANGLE 1.5"x3.0"
5.0mm



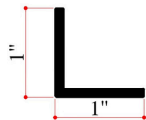
Angle 76 x 56mm
T 5.7mm




ANGLE 16 x 16
1.5mm



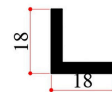
ANGLE 1.5"x1.5"
3mm



ANGLE 1"x1"
3mm

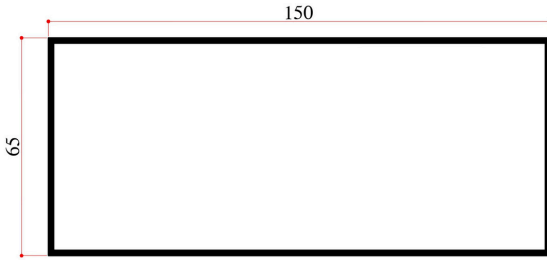


Angle 100 x 75 x 8mm

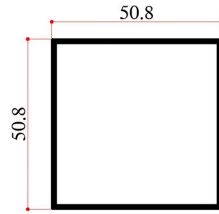


ANGLE 3/8"x3/8"
3mm

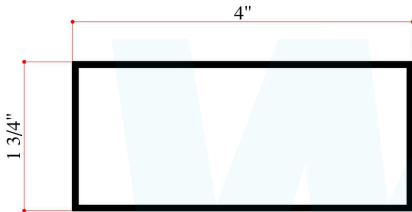
PIPES



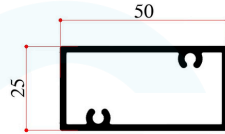
Pipe 6" x 2.5"
1.6mm



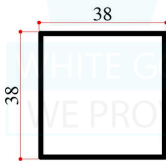
Pipe 2"x2"
Nor



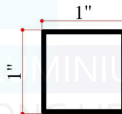
Rectangular Pipe 4"x1 3/4"
1.6mm



PIPE1X2
1.6mm




Pipe 38x38
Nor




Pipe 1"x1"
Nor



Pipe 1"x2"
Nor

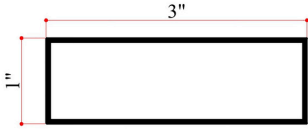


Pipe 100 x 50 x 2mm

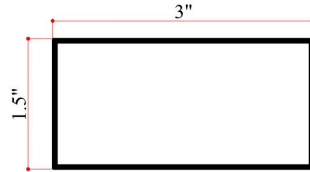


Pipe 110 x 50 x 2mm

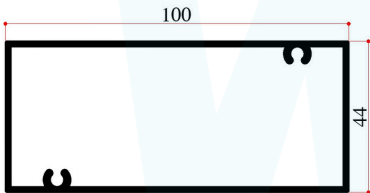
PIPES



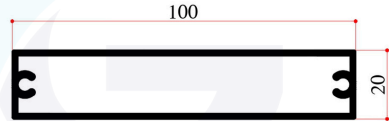
Pipe 3" x 1"
Nor



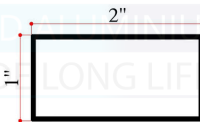
Pipe 3" x 1.5"
Nor



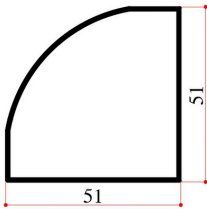
Pipe 100 X 44
1.6mm



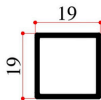
Pipe 100 X 20
1.6mm



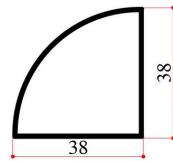
Pipe 1" X 2"
1.2mm
1.6mm



D-60A
NOR

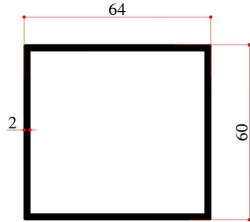


Sq pipe $\frac{3}{4}$ x $\frac{3}{4}$

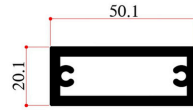


D-60
NOR

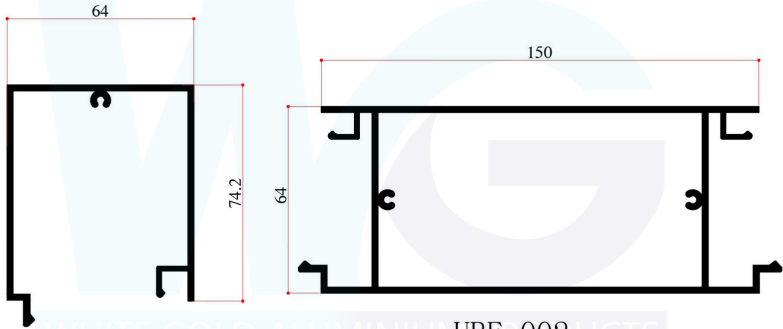
PIPES



P 64 x 60




Tube 20 x 50
3.0mm



UBE-001

UBE-002

WE PROVIDE LONG LIFE PRODUCTS



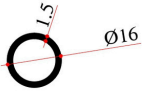
UBE-001

UBE-002

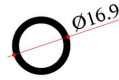
UBE-001

45

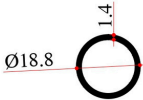
PIPES



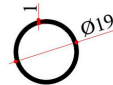
R.pipe 16mm
Thickness 1.5mm



R.pipe 16.9mm
thickness 1.6mm



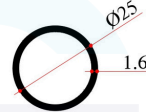
R.pipe 18.8mm
thickness 1.4mm



R.pipe 19mm
thickness 1mm



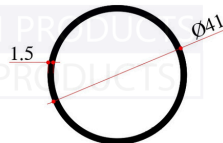
R.pipe dia 22mm
Thickness 2mm



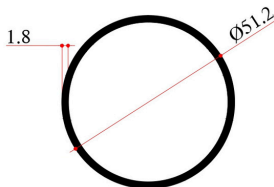
R.pipe dia 25mm
Thickness 1.6mm



R.pipe dia 1 inch
Thickness 1mm

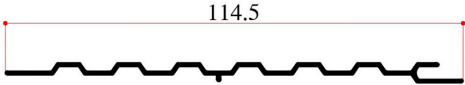


R.pipe dia 41mm
Thickness 1.5mm



R.pipe dia 51.2mm
Thickness 1.8mm

STRIPS & SCARTING PANEL SECTIONS



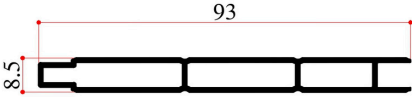
STRIP 4.5"
NOR



STRIP 6"
NOR

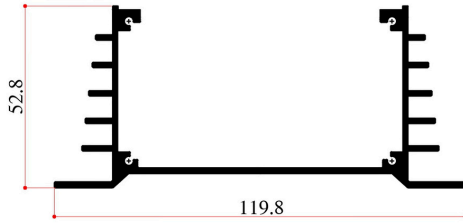


Plane Strip 6"
2.0mm

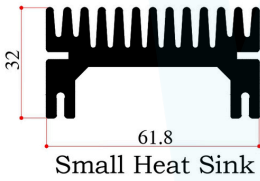


D61

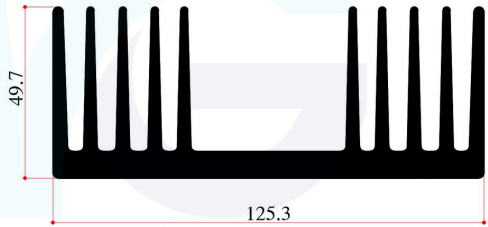
HEAT SINK



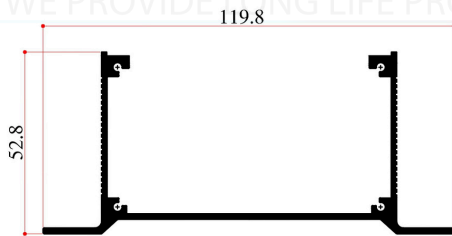
Winner Set



Small Heat Sink



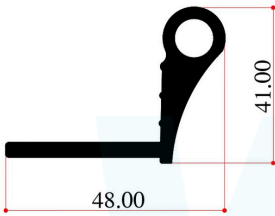
Large Heat Sink



Rin Bow

WHITE GOLD ALUMINIUM WE PROVIDE LONG LIFE PRODUCTS

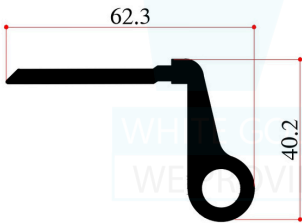
HINGES SECTIONS



D-57



D-58

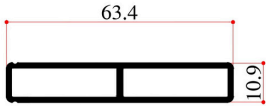


DG57

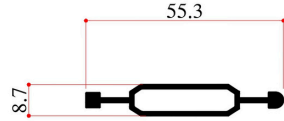


DG 58

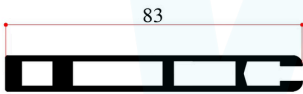
LOOM SECTIONS



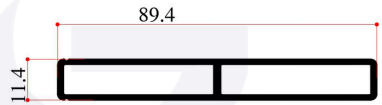
Loom A
Nor



Loom B
Nor

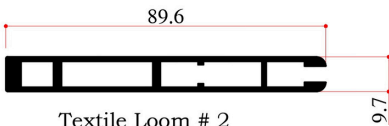


Loom E
Nor

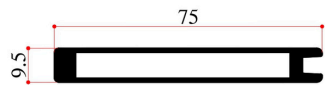


Textile Loom D

WHITE GOLD ALUMINIUM PRODUCTS
WE PROVIDE LONG LIFE PRODUCTS

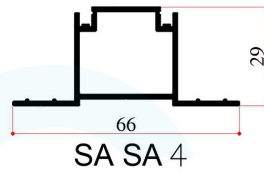
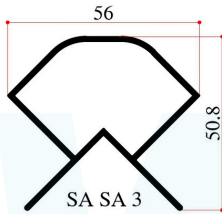
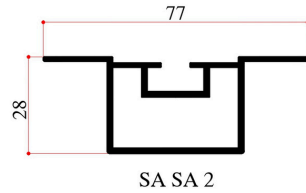
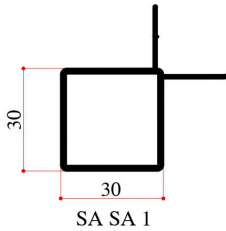


Textile Loom # 2
Nor



Loom C
Nor

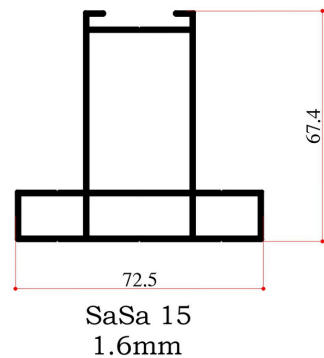
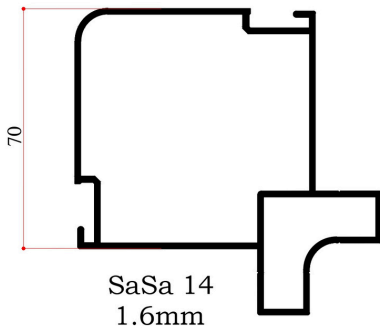
MISCELLANEOUS SECTIONS



SA SA 5

SA SA 6

WE PROVIDE LONG LIFE PRODUCTS





WG

WHITE GOLD ALUMINIUM PRODUCTS
WE PROVIDE LONG LIFE PRODUCTS



DOHA ALUMINIUM
WINDOW & DOOR PROFILES
LAHORE

MANUFACTURER OF ALUMINIUM WINDOW, DOOR PROFILES

1-KM HALLOKI, RAILWAY STATION, LAHORE



0324-4054632



@doha.aluminium | Email: longlifealuminium@gmail.com